

The Arkansas Poll, 2001 Summary Report

Supported by

The Diane D. Blair Center of Southern Politics and Society

Dr. Janine A. Parry

Poll Director, Assistant Professor of Political Science

Dr. Will Miller

Director Policy Ph.D. Program, Associate Professor of Political Science

Dr. Bill Schreckhise

Assistant Professor of Political Science

Dr. Todd Shields

Chair and Associate Professor of Political Science

Department of Political Science
Fulbright College of Arts and Sciences

University of Arkansas,
Fayetteville, Arkansas

Arkansas Poll Website: <http://plsc.uark.edu/arkpoll/>

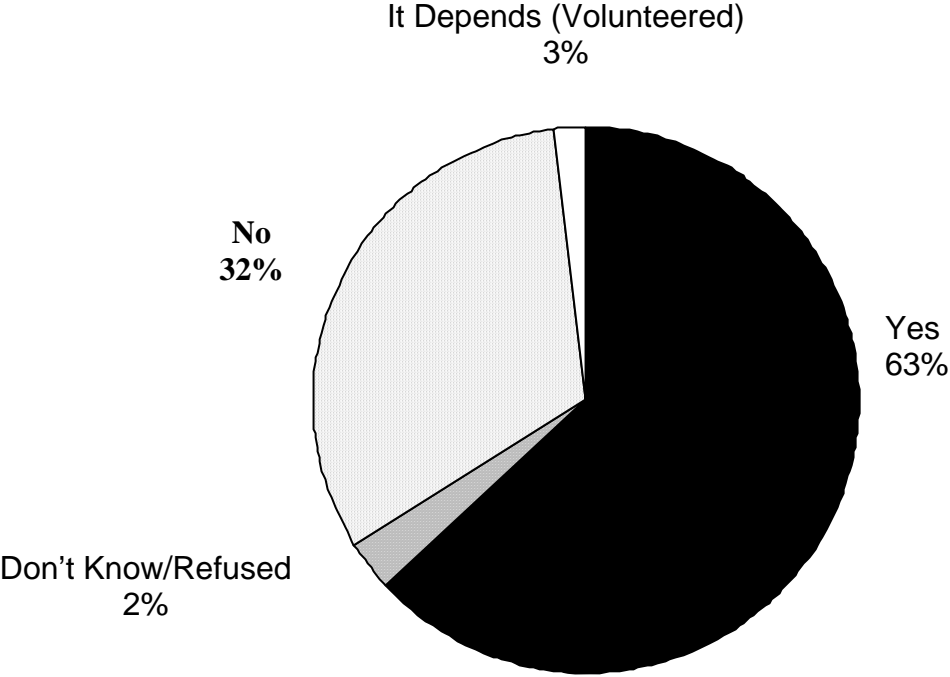
Table of Contents

<i>National and State Issues</i>	<i>p. 1-3</i>
<i>Life in Arkansas</i>	<i>p. 4</i>
<i>Women and Minorities in Politics</i>	<i>p. 5-9</i>
<i>Environmental Issues</i>	<i>p. 10-11</i>
<i>Health Care Issues</i>	<i>p. 12-13</i>
<i>Political Party and Ideology</i>	<i>p. 14</i>
<i>Evaluations of Public Officials & Potential Candidates</i>	<i>p. 15-18</i>
<i>Sample Information and Statistics</i>	<i>p. 19</i>

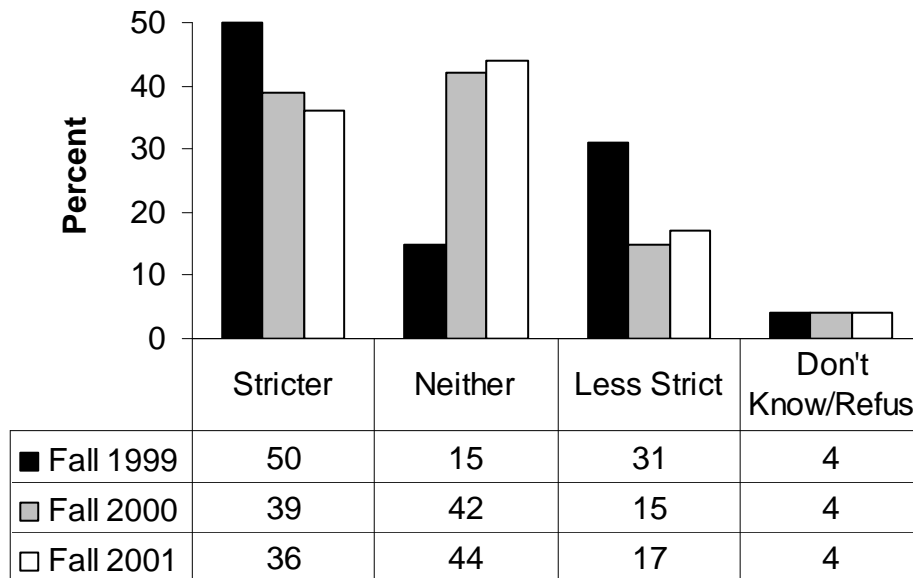
*Percentages may not total 100 due to rounding

National and State Issues

Do you favor allowing patients to use marijuana for medical purposes if supported by their medical doctor?

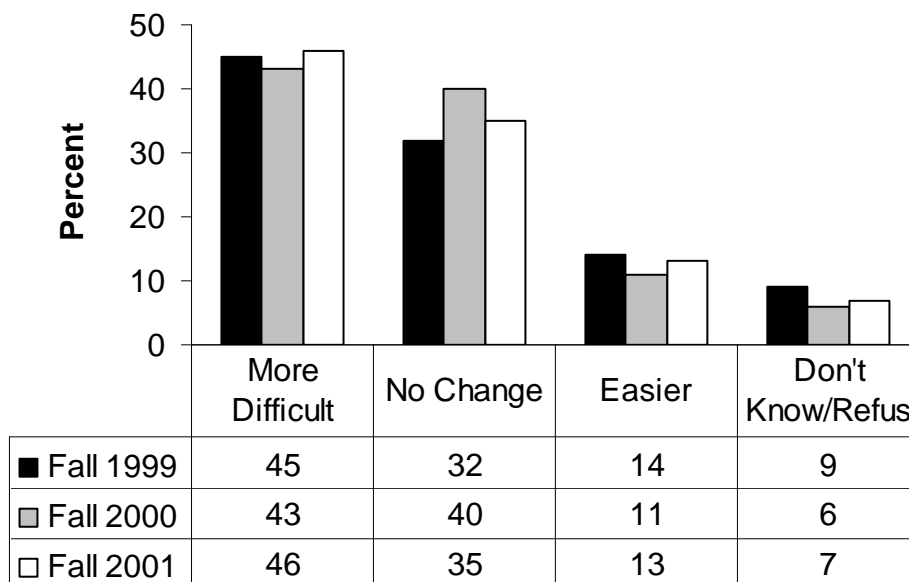


Do you favor stricter gun control, less strict gun control, or should no change be made to existing gun control laws?



Note: In fall 1999, respondents were not verbally offered a “no change” opinion. This is the primary reason for the difference in the results.

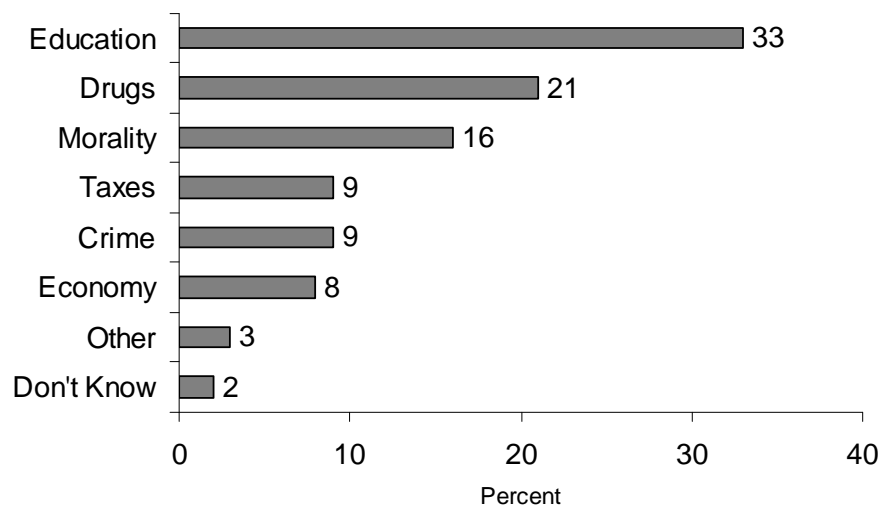
Do you favor laws that would make it more difficult or easier to get an abortion, or should no change be made to abortion laws?



In your opinion, what do you think is the most pressing problem or issue facing people in Arkansas today?

	1999		2001		
	Frequency	Percent	Frequency	Percent	
Education	106	12.0%	Unemployment/Lack of Jobs	162	21.1%
Economy	63	7.0%	War/Terrorism	96	12.5%
Morality and Family Breakdown	59	7.0%	Education	95	12.4%
Unemployment/Lack of Jobs	56	6.0%	Economy	82	10.7%
Drugs	55	6.0%	Health and Medical Insurance	34	4.4%
Low Wages	55	6.0%	Morality/Family Breakdown	28	3.7%
Taxes	42	5.0%	Drugs	19	2.5%
Crime	39	4.0%	Taxes	16	2.1%
Health and Medical Insurance	32	4.0%	Poverty	15	2.0%
Corrupt/Ineffective Government	18	2.0%	Corrupt/Ineffective Gov't	10	1.3%
Roads	18	2.0%	Roads	10	1.3%
Poverty	17	2.0%	Racism	7	0.9%
Racism	11	1.0%	Crime	6	0.8%
Environment	10	1.0%	Environment	6	0.8%
School Violence	8	1.0%	Immigration	6	0.8%
Immigration	7	1.0%	People should work together	4	0.5%
Welfare	4	0.4%	Agriculture/Farm Prices	2	0.3%
Gun Control	2	0.2%	Housing	2	0.3%
Other	55	6.2%	Other	27	3.5%
No Response	228	26.0%	No Response	140	18.3%
Total	885	99.8%	Total	767	100.0%

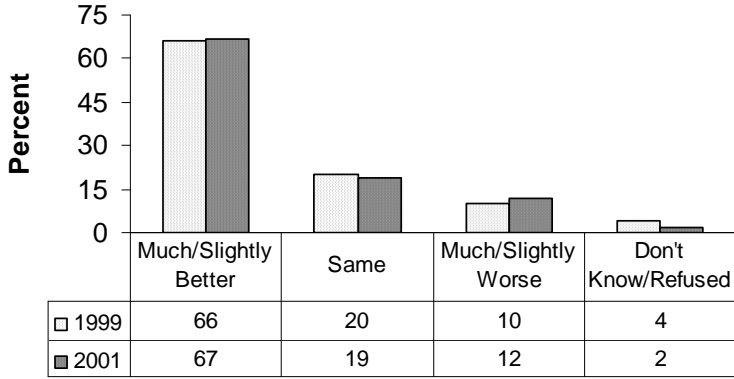
2000



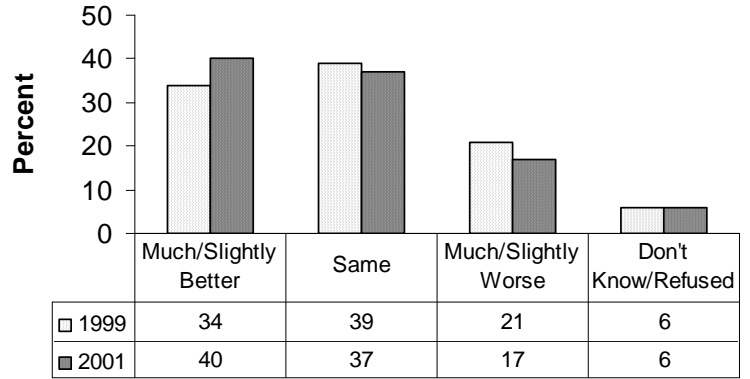
In 1999 and 2001, this question was asked as an open-ended question. In 2000, respondents could only choose from the six categories to the right.

Life in Arkansas

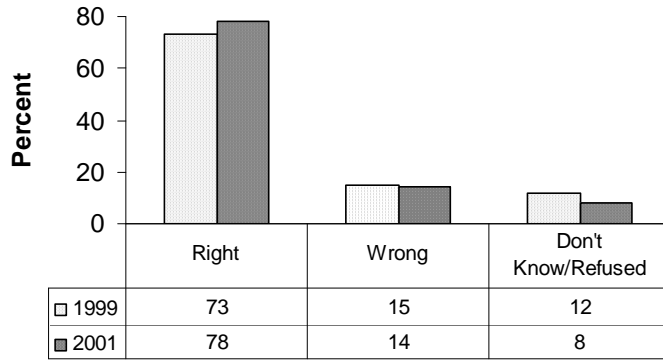
How would you rate Arkansas compared to other states?



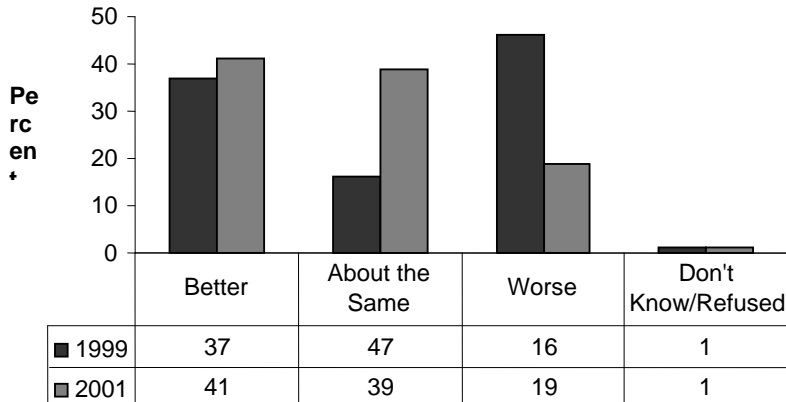
What about living in Arkansas now as compared to, say, five years ago?



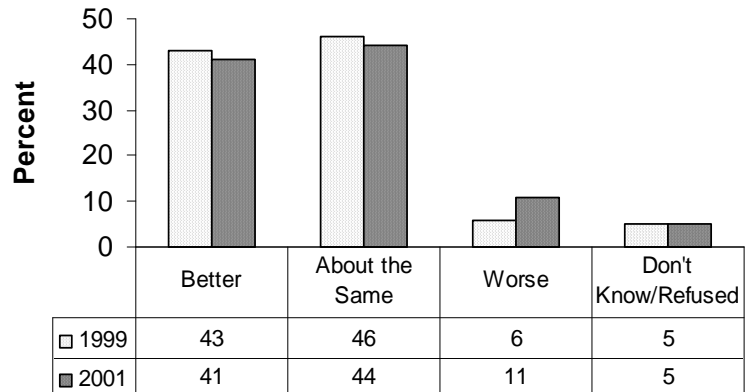
Do you feel that Arkansas is generally headed in the right or the wrong direction?



Would you say you are better off financially, worse off, or about the same compared to a year ago?

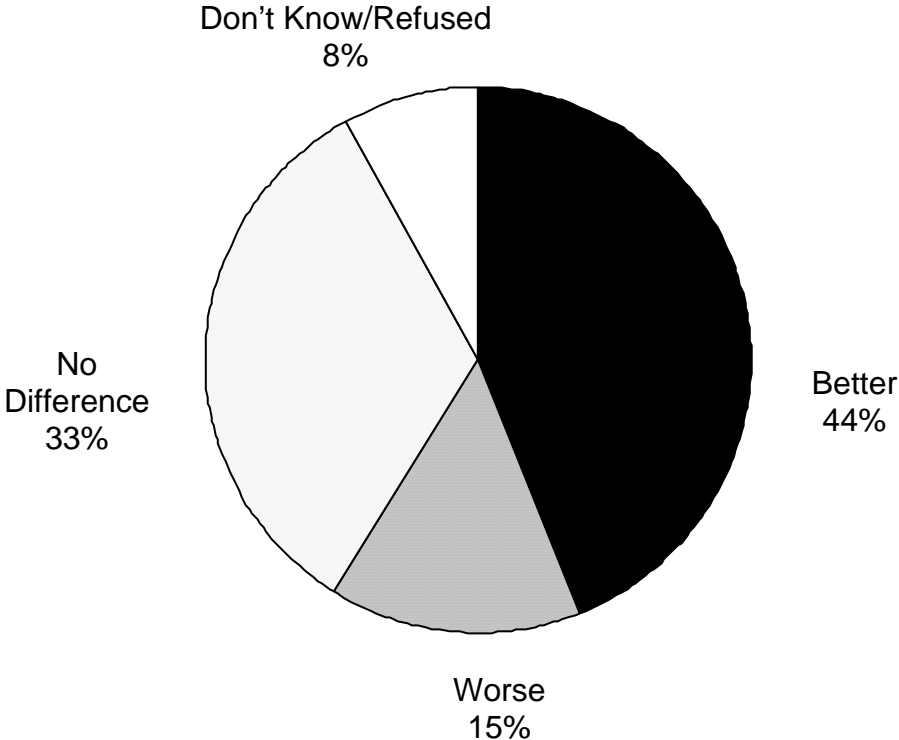


Do you think that a year from now you will be better off financially, worse off, or about the same as now?

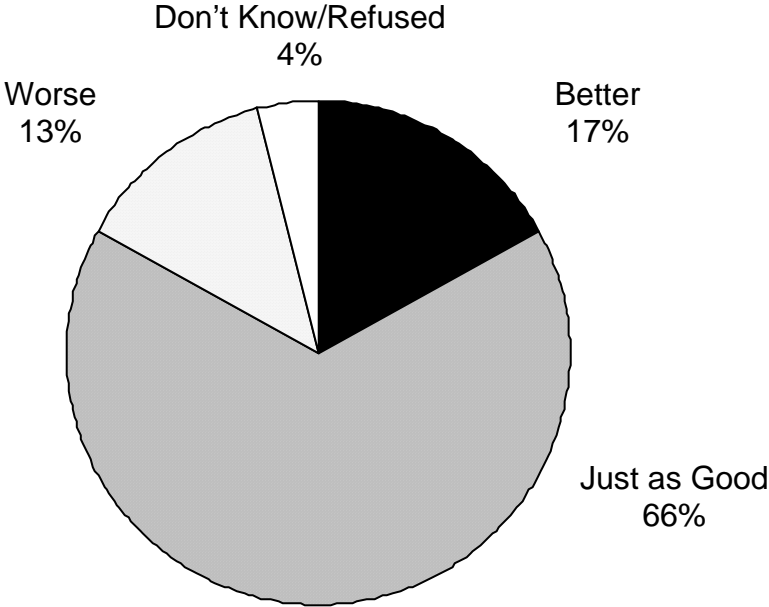


Women & Minorities in Politics

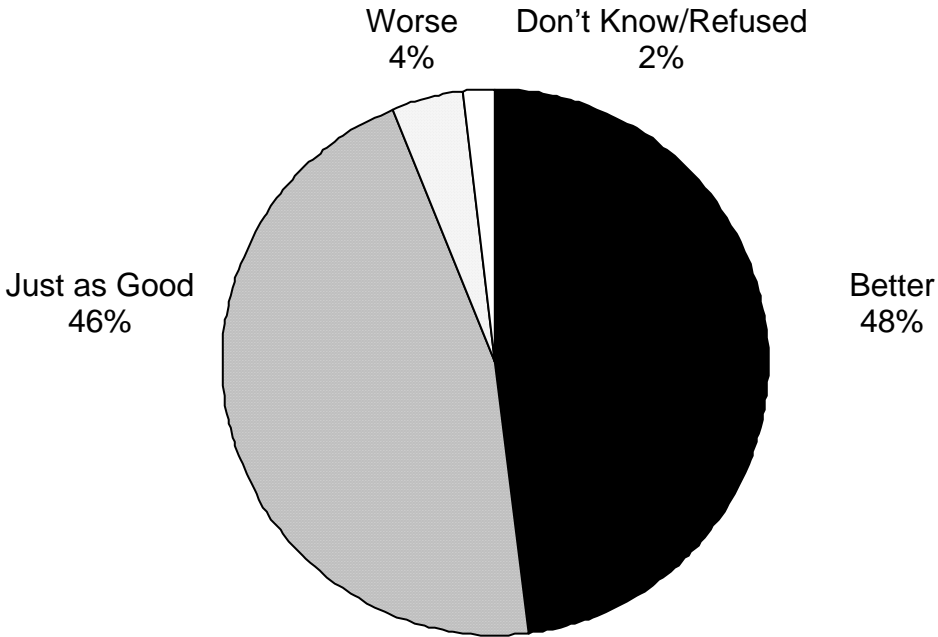
Do you think this country would be governed better or governed worse if more women were in political office?



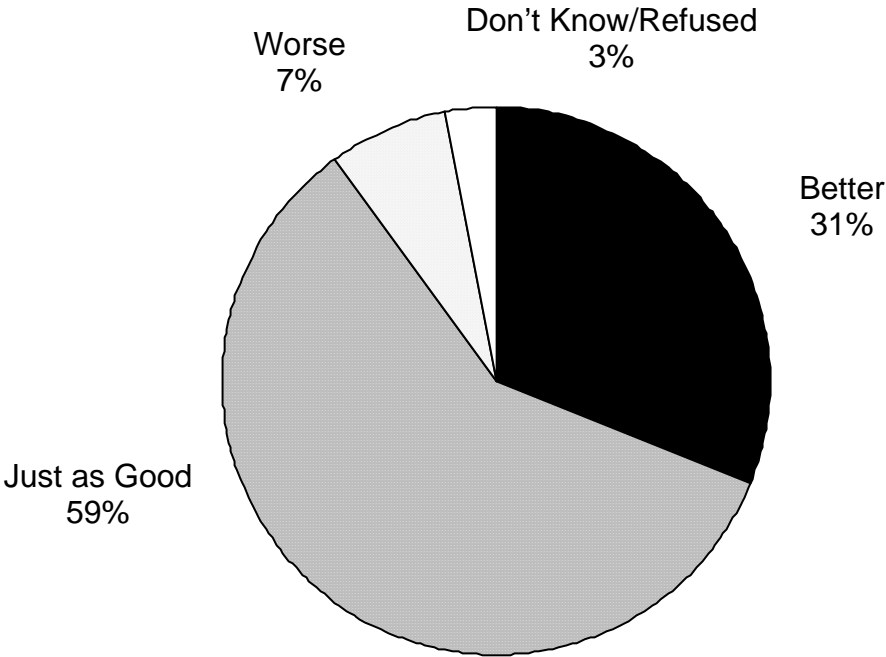
Do you think women in public office could do a better, worse, or just as good a job strengthening the economy?



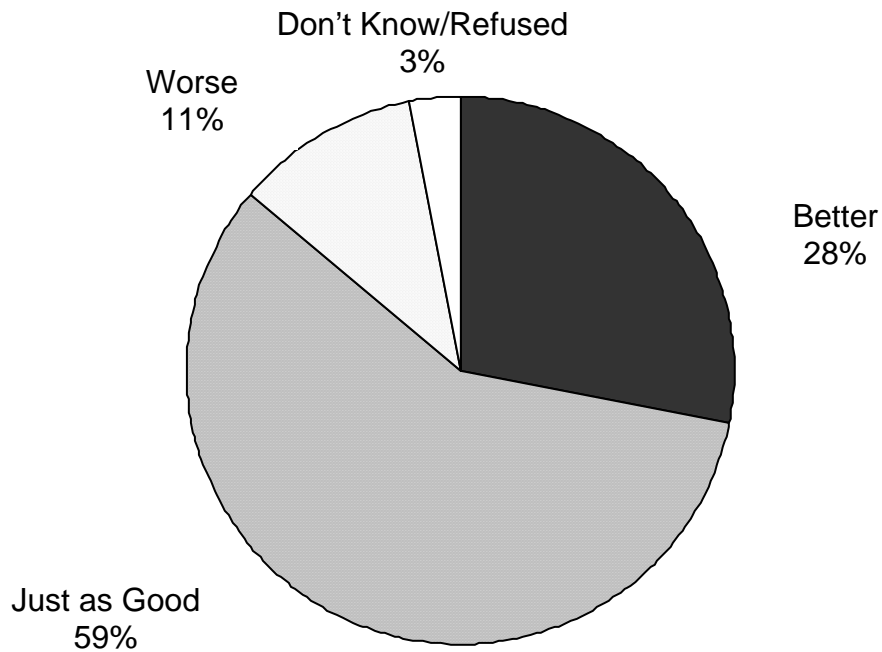
Do you think women in public office could do a better, worse, or just as good a job dealing with health care?



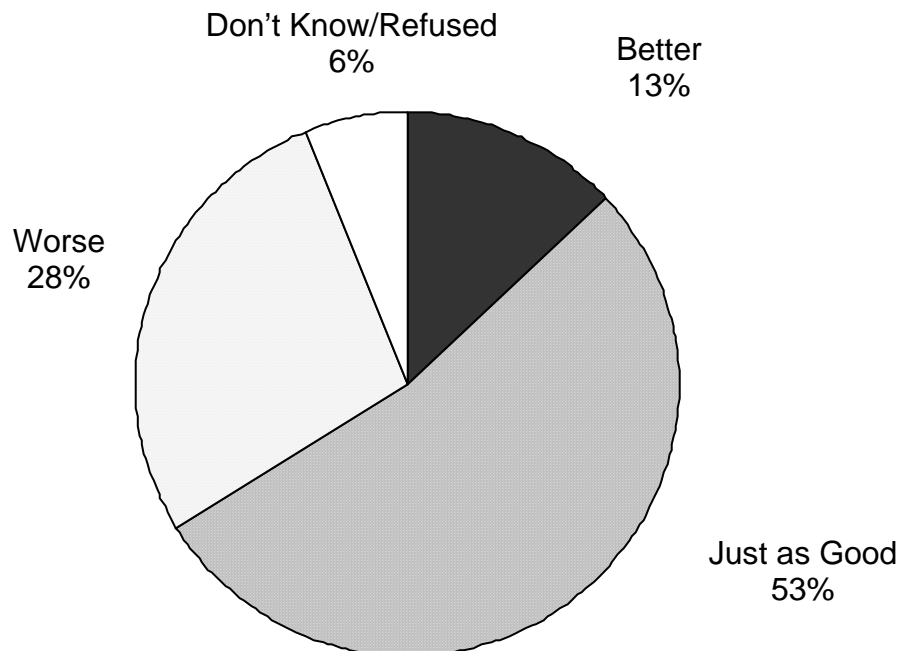
Do you think women in public office could do a better, worse, or just as good a job protecting the environment?



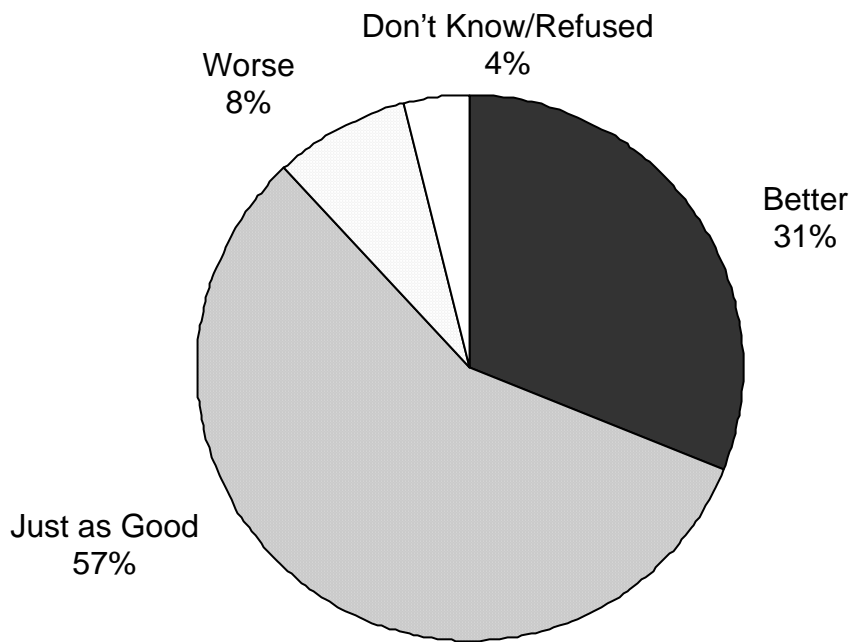
Do you think women in public office could do a better, worse, or just as good a job balancing the federal budget?



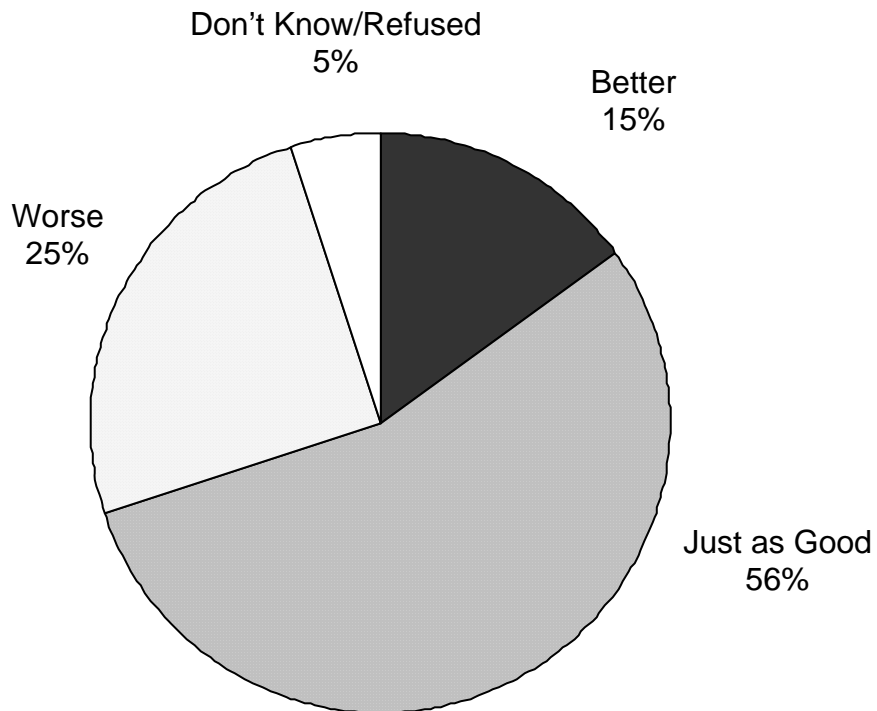
Do you think women in public office could do a better, worse, or just as good a job conducting diplomatic relations?



Do you think women in public office could do a better, worse, or just as good a job improving justice for minority groups?

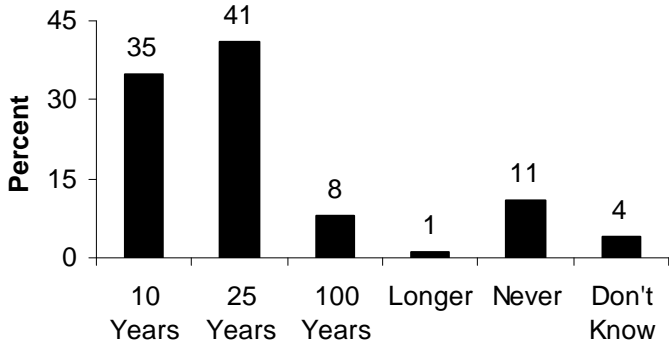


Do you think women in public office could do a better, worse, or just as good a job handling a crisis?

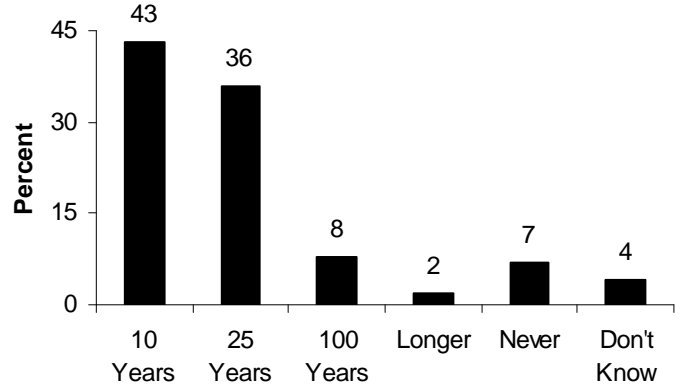


How long do you think it will be before a woman is elected...

President

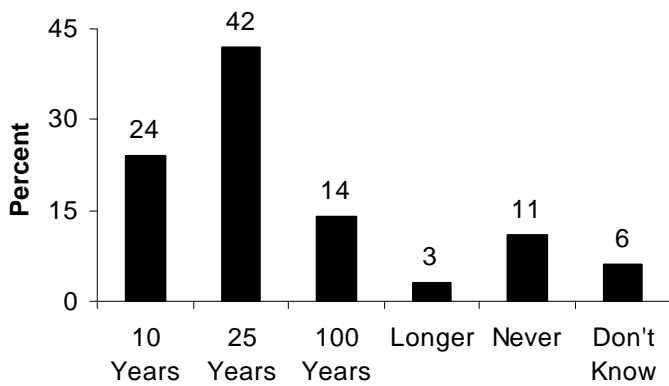


Governor of Arkansas

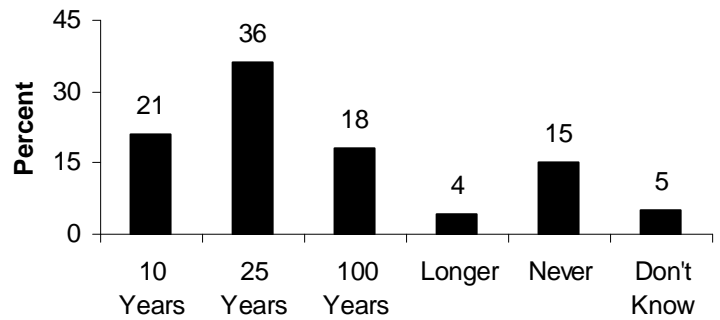


How long do you think it will be before an African American is elected...

President

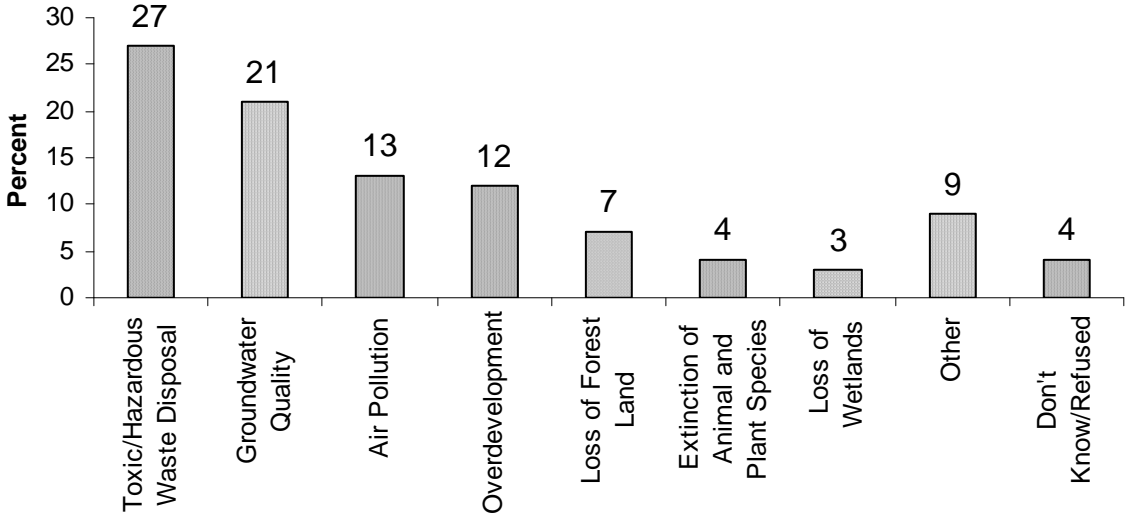


Governor of Arkansas

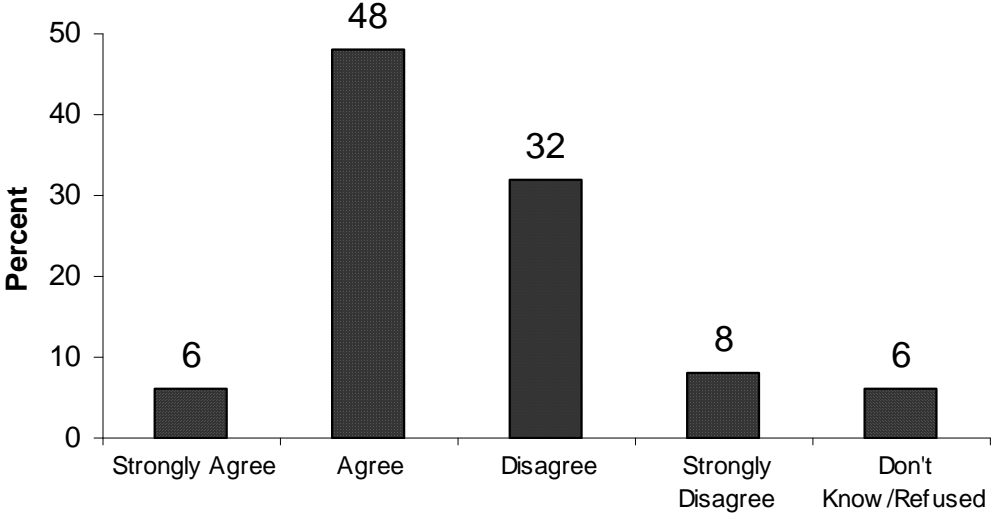


Environmental Issues

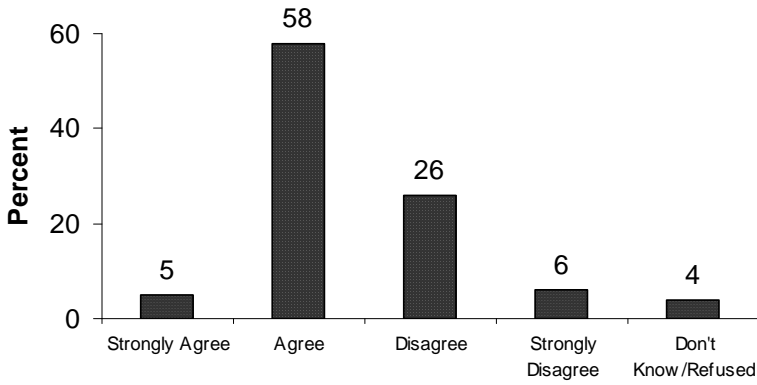
Which of the following environmental issues do you consider to be the most pressing?



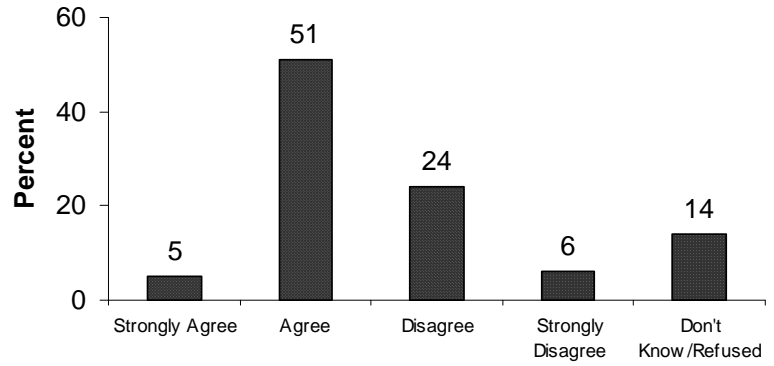
I trust state political leaders to balance the protection of the natural environment with economic development. efforts.



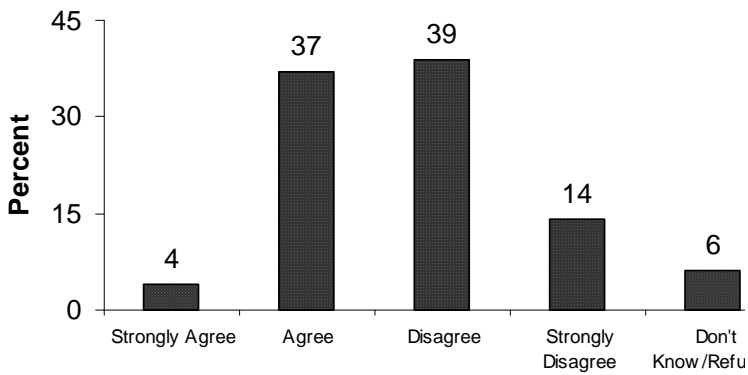
I trust state political leaders to balance the protection of the natural environment with the state's need for energy.



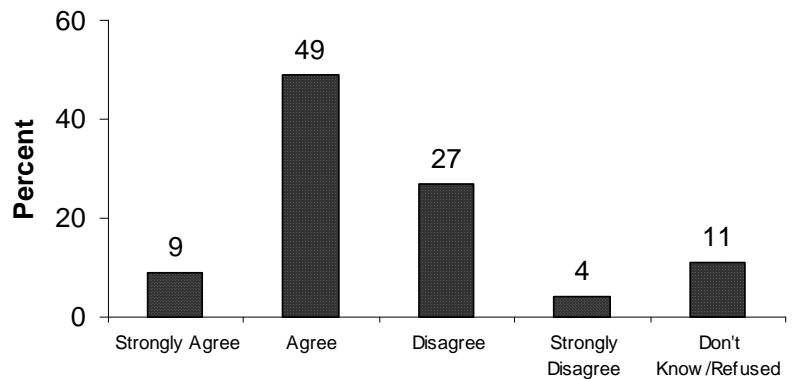
The Arkansas Department of Environmental Quality is effective at enforcing environmental laws and regulations.



Political leaders value the input of ordinary citizens when making important development decisions



The state government is more effective at managing environmental policies than is the federal government.

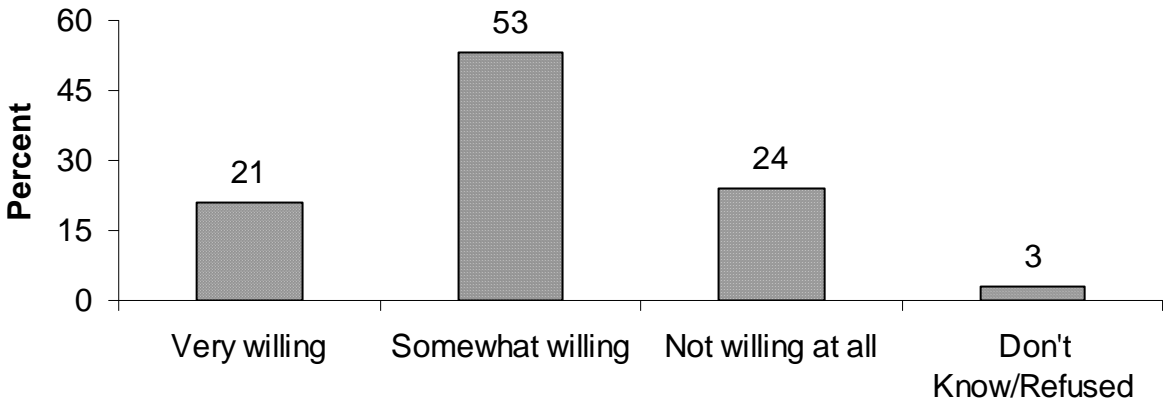


Health Care Issues

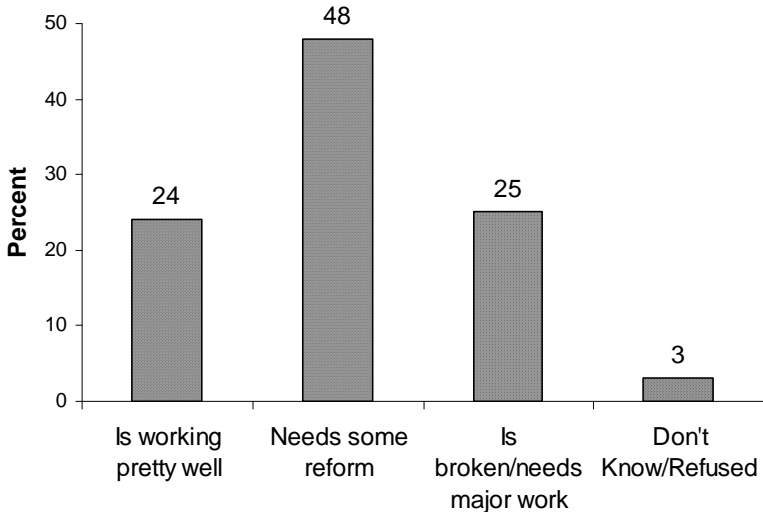
Which of the following is most important to you?

<i>Response</i>	<i>Frequency</i>	<i>Percent</i>
Guaranteeing health care coverage for everyone	210	27
Controlling healthcare costs for everyone	209	27
Giving everyone the choice to see the doctor they want	126	16
Providing high quality care for everyone regardless of cost	103	13
All of the above	100	13
Don't Know/Refused	19	3
Total	767	99

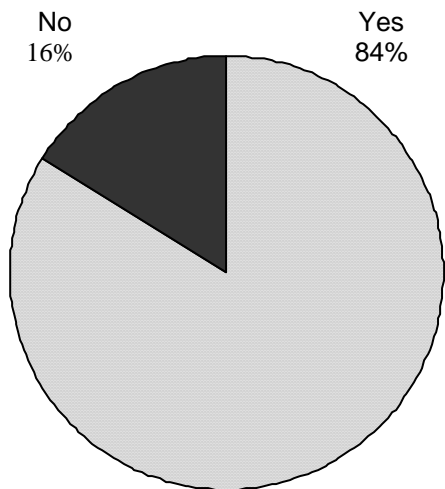
How willing would you be to pay more taxes in exchange for health care reform?



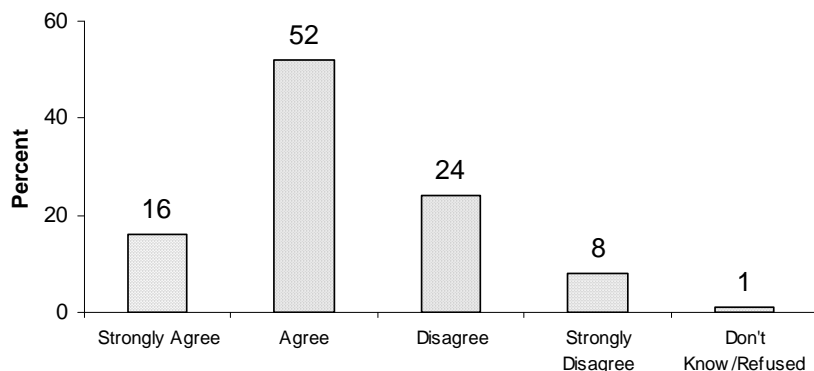
Thinking about the availability of adequate health care to the citizens of our state, would you say the health care system...



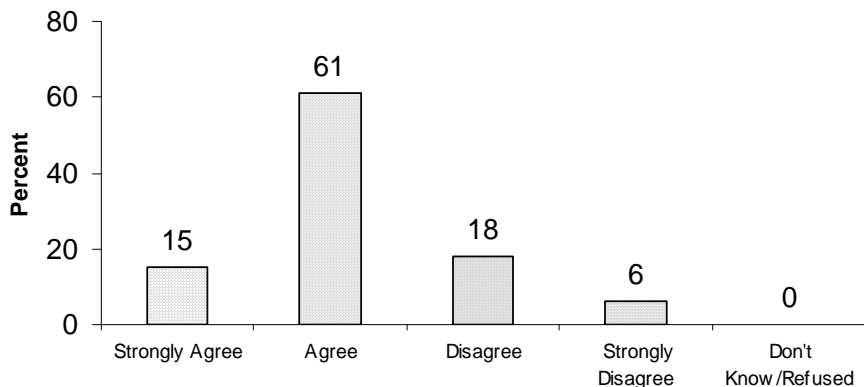
Do you have any kind of health coverage?



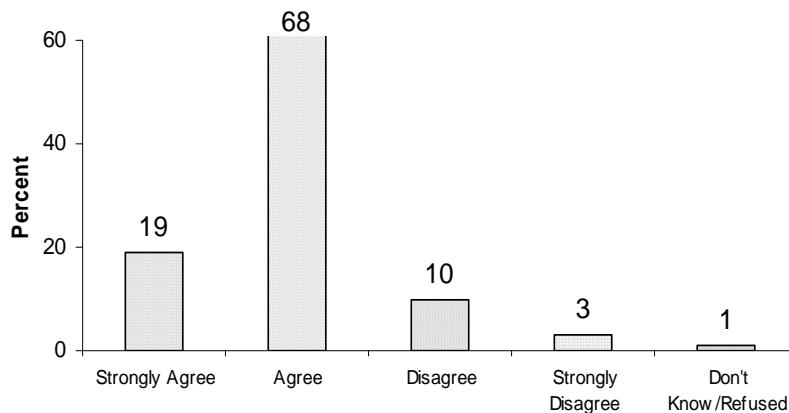
I feel that the health insurance coverage I have is enough to cover my health care needs.*



I feel that the health insurance coverage I have allows me to see the particular doctor I want to see.*



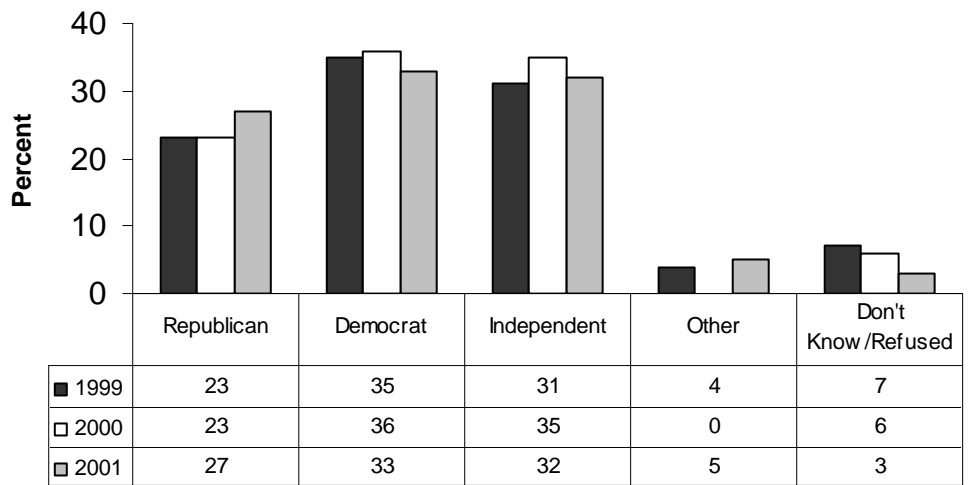
I feel that the health insurance coverage I have allows me to get medical help when I feel I need to get it.*



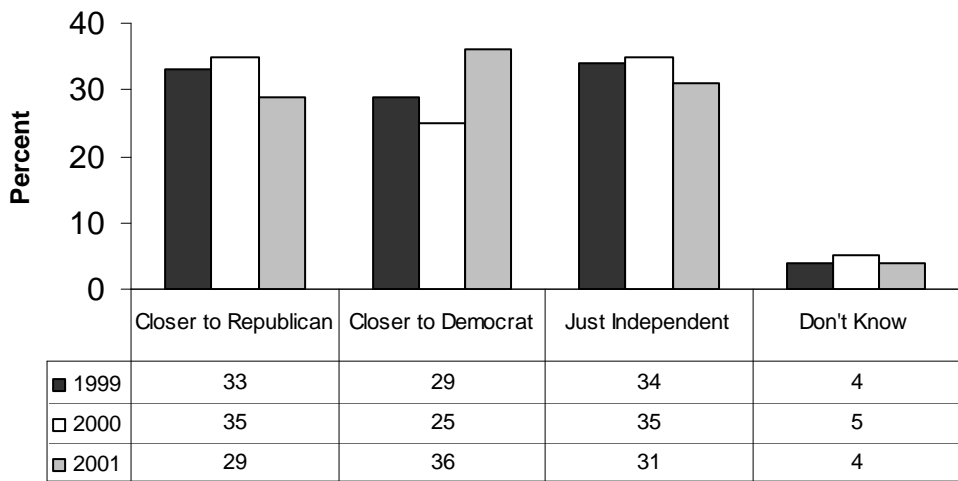
* Only those respondents answering *yes* to “Do you have any kind of health care coverage?” answered this question.

Political Party and Ideology

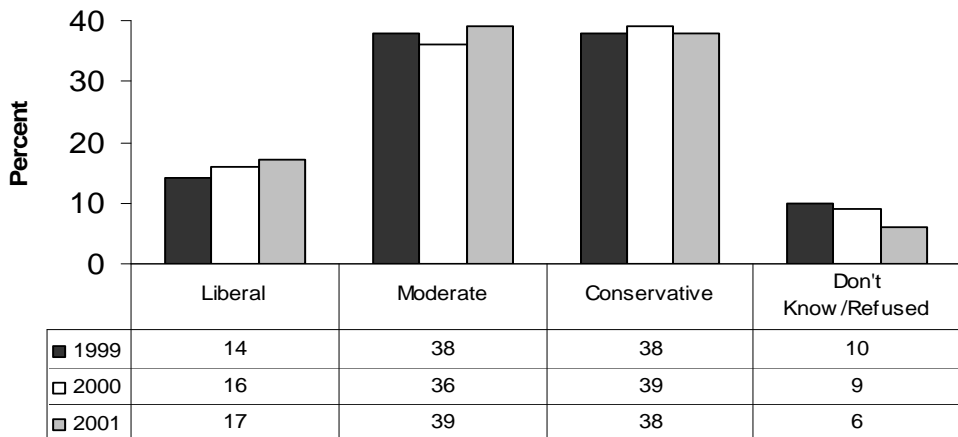
Do you usually think of yourself as a Republican, a Democrat, an Independent or what?



For Independents: Do you think of yourself as closer to the Republican or Democratic Party?

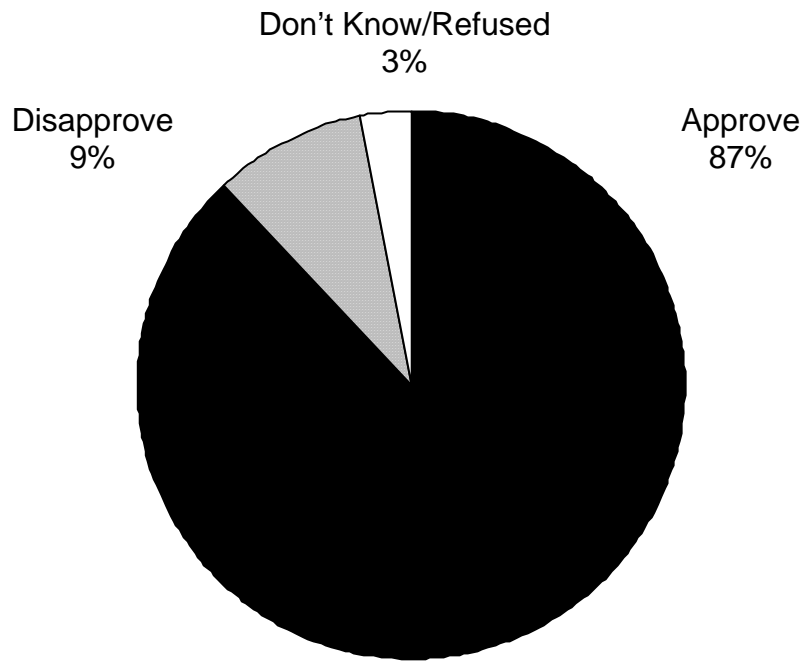


**How would you describe your views on most political matters?
Liberal, Moderate, or Conservative?**

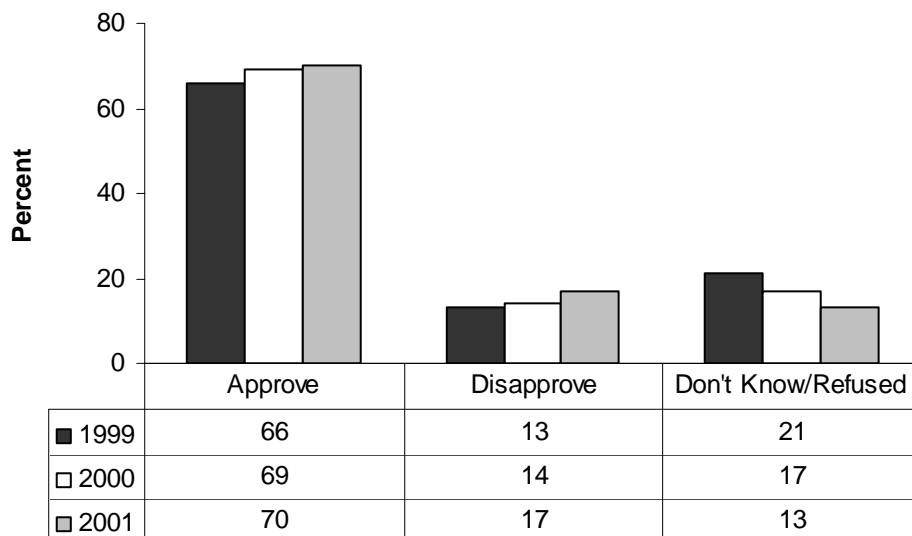


Evaluations of Public Officials & Potential Candidates

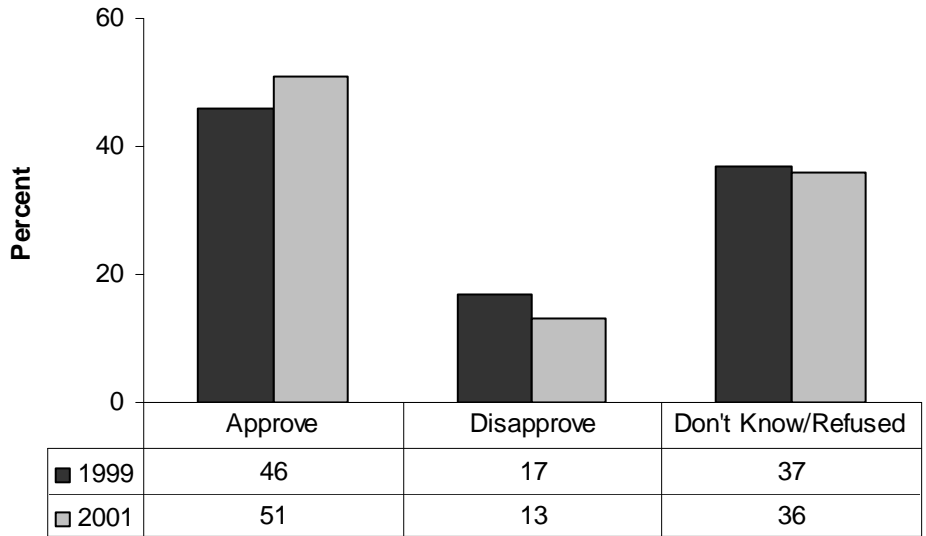
Do you approve or disapprove of the way George Bush is handling his job as President?



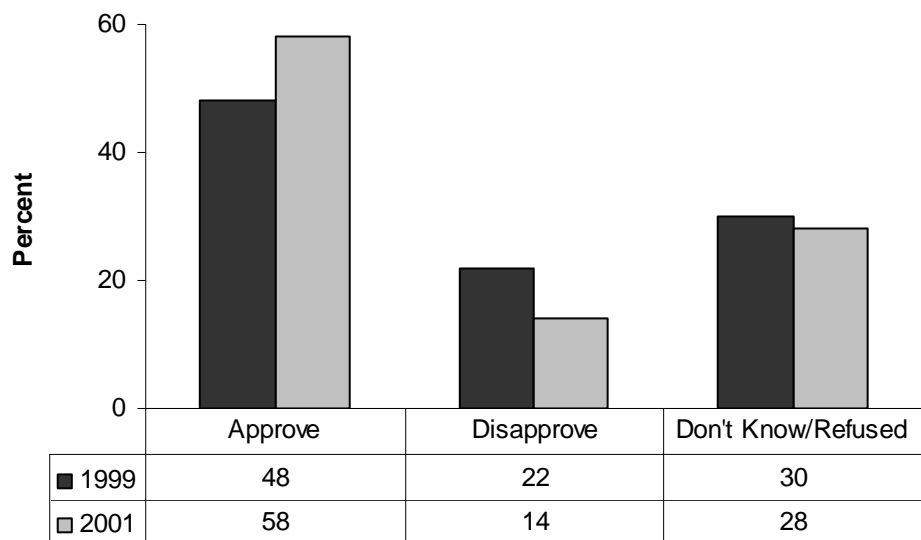
Do you approve or disapprove of the way Mike Huckabee is handling his job as Governor?



Do you approve or disapprove of the way Blanche Lincoln is handling her job as Senator?

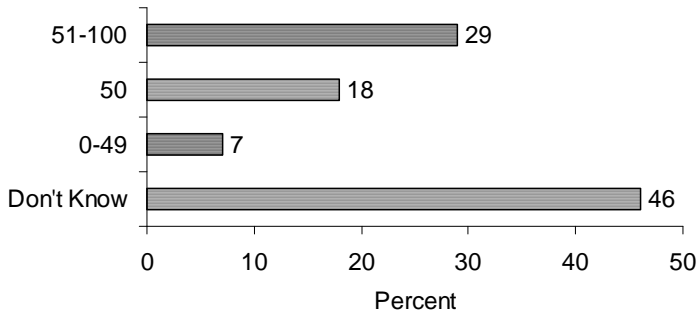


Do you approve or disapprove of the way Tim Hutchinson is handling his job as Senator?

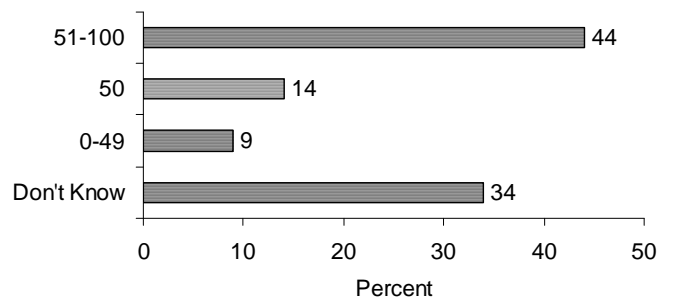


I'll read the name of a person and I will ask you to rate that person on a thermometer that runs from 0 to 100 degrees. Ratings between 50 and 100 mean that you feel favorable and warm toward that person. Ratings between 0 and 50 mean that you don't feel too favorable and are cool toward that person. You may use any number from 0 to 100 to tell me how favorable or unfavorable your feelings are for each person. If we come to a name you recognize, but you don't feel particularly warm or cold toward the person, you would rate the person at the 50 degree mark. If we come to a person whose name you do not recognize you don't need to rate that person.

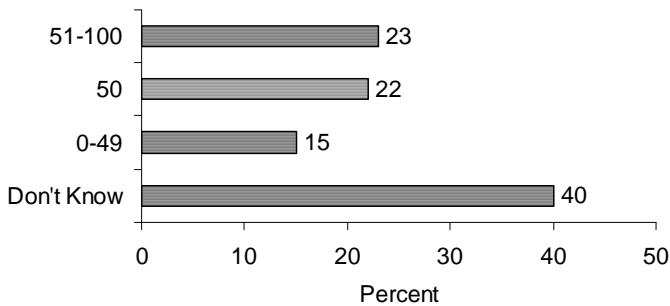
Sharon Priest



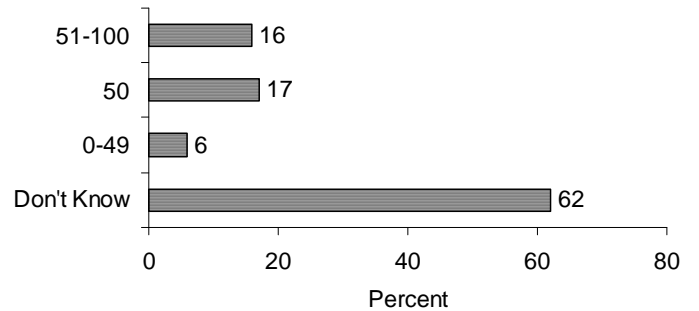
Mark Pryor



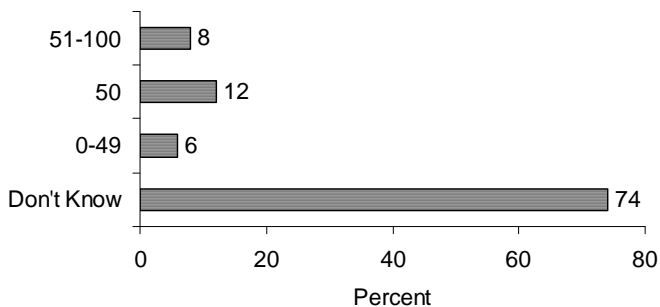
Marion Berry



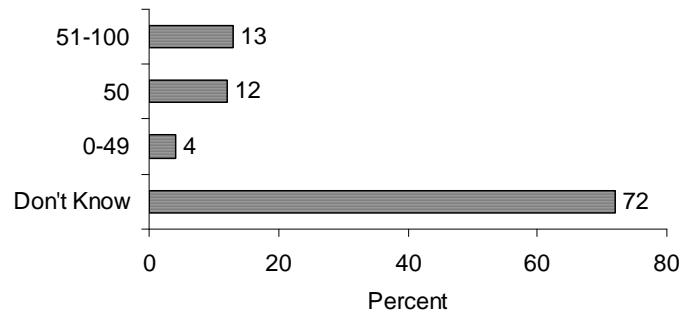
Mike Beebe



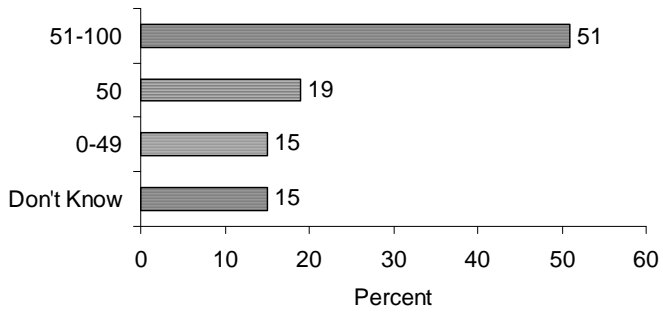
Jackson T. 'Steve' Stephens



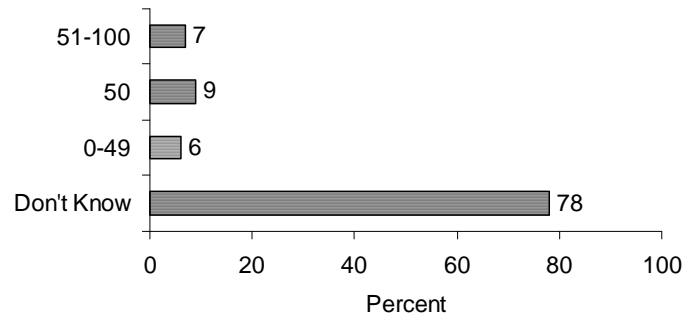
Wesley Clark



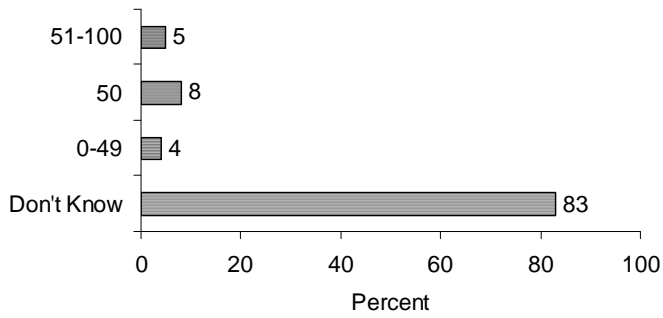
Tim Hutchinson



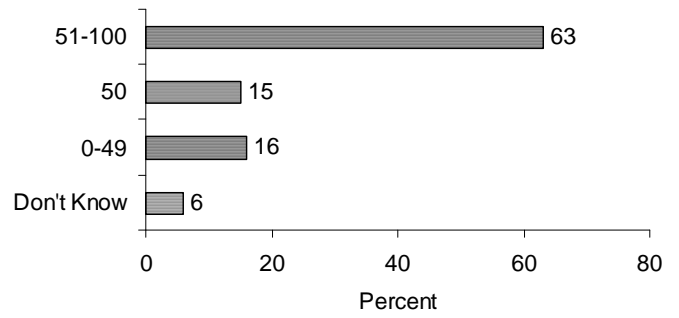
Jim Bob Duggar



Robin Wynne



Mike Huckabee



Sample Information and Statistics

Between October 8th and October 17th, the Survey Research Center at the University of Arkansas dialed 5,679 randomly selected Arkansas telephone numbers. These attempts yielded 767 completed surveys. The remainder of the surveys were not completed due to the resident's absence, a refusal to participate, a busy line, a "no longer in service" message, or the resident being under the age of 18 years. Employing guidelines established by the American Association for Public Opinion Research, the poll's cooperation rate was 31%. This figure reflects completed surveys as a percentage of all eligible individuals contacted. The survey's margin of error is +/- 3 percent.

To assess the representativeness of the sample drawn for the poll, the Arkansas Poll team opts to publish what many polling organizations do not: a comparison of the survey respondents' demographic characteristics to those of the state as a whole. The results are shown in the table below.

	2001 Arkansas Poll Data	State Data
Median Age	47 Years	36 Years (2000 Census)
Gender	42.6% Male	48.8% Male (2000 Census)
Education	88.5% High School Graduate 30.4% College Graduate	76.8% High School Graduate 16.2% College Graduate (1998 Nat'l Cntr for Ed. Stats)
Income (median)	\$25,001 to \$35,000	\$21,117 (1999 Estimate)
Race/Ethnicity	79.4% White 9.6% Black 0.3% Native American 1.7% Asian 2.3% Multi-Ethnic 3.5% Hispanic	80.0% White 15.7% Black 0.7% Native American 0.8% Asian 1.3% Multi-Ethnic 3.2% Hispanic Origin (any race) (2000 Census)